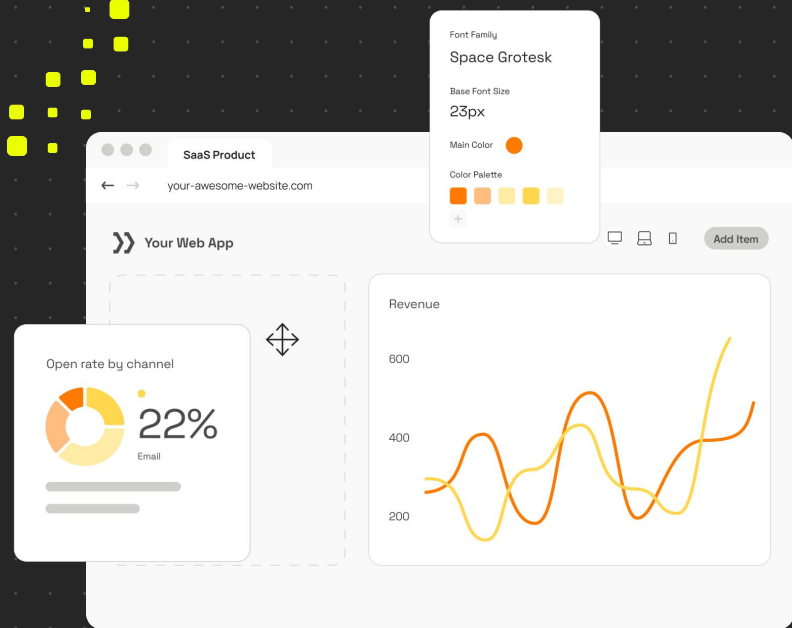



Luzmo

Roadmap 2025-Q3



LUZmo

The data



Customer feedback
tracked since start of year


251



Submit an idea

Luzmo

What's new?



Multi-value fields

Use multi-value fields directly within Luzmo

Arrays are automatically unnested when needed, treating each value as a separate row. This makes it a breeze to visualize arrays and use them in filters.


Available for PostgreSQL and Clickhouse

Support for Snowflake and other connectors will follow shortly.

price_history				tags		availability_date	
Search...				Search...		Search...	
1299	1199	+1		tech	+2	2024-01-15T00...	
149	129			office	+1	2024-01-05T13...	
89	79	69	+1	kitchen			2024-02-01T0...
120				sports	+1	2024-03-01T00:00.	
899	849	+1		tech	mobile	2024-01-10T00...	
129	99			kitchen	+1	2024-01-20T00...	
45	40	35	+2	decor			2024-01-05T13...

Luzmo

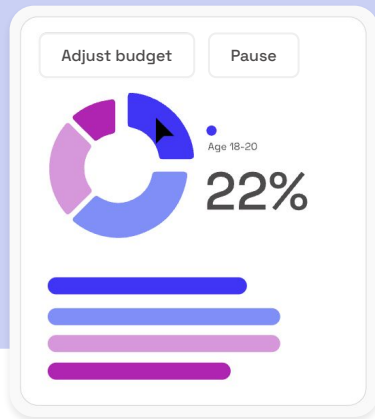
Roadmap



2025 Pillars

Building data products

Go beyond dashboards to build any analytics UI. Combine the simplicity of our Luzmo's editor with the flexibility of our embeddable components and APIs.



AI

Advance Luzmo IQ as the leading edge of AI-powered analytics, while further integrating AI across all our products and APIs.



Success at scale

Provide large organizations with the tools and processes to work with our platform at scale.



2025 Roadmap Q3

Building data products

Add analytical capabilities in a modular approach.

AI




Refine Luzmo IQ and leverage AI capabilities throughout Luzmo.

Success at scale

Making platform management easier for large organizations.

Variable Period over Period

Allow users to compare data across two custom date ranges

Date range		Comparison to
 04/2025 - 04/2025		 03/2025 - 03/2025
Date	Sales	Comparison
02-01-2023	€200	-23.89%
03-01-2023	€130	-34.90%
04-01-2023	€170	29.72%

Large file exports

Export large tables without performance limits


Single Sign On

Seamless, secure and efficient login using OIDC identity providers

 Sign in with SSO

Luzmo IQ: Agentic API

Specialized AI data functions accessible through API



Variable Period over Period

Compare variable periods through two date pickers

Allow users to compare date ranges of variable points in time and variable length.

Examples

- Comparing Amazon Prime Days sales
 - 2024: July 16 - July 17
 - 2023: July 11 - July 12
- Comparing two marketing campaigns:
 - Campaign A: 10 days starting on May 16 in 2025
 - Campaign B: 8 days starting May 12 in 2024.



Luzmo IQ: Agentic API

Building blocks to power AI agents

Make use of specialized AI functions that query, transform, describe, and visualize your data. Build any AI feature, agent, or workflow on top.

Build your own

Use Luzmo's AI functions through our API when you need a specific AI data skill to power you own agents, workflows, or AI features,

AI data functions

Find relevant datasets and columns

Retrieve data from description

Create formulas

Generate queries

Summarize data

Query vector embeddings

Describe trends

Create visualizations

Agents and workflows

Luzmo IQ

AI formula editor

Data summary widget

Prompt to edit dashboards



Single Sign On

Stronger security & easier compliance

With SSO, your team logs into Luzmo using their existing company credentials

Seamless user experience

Users can sign in to Luzmo with a single click from familiar tools like Okta.

Controlled rollout with peace of mind

Admins can configure and test SSO at their own pace, with built-in safeguards to prevent lockouts.

LUZMO

Welcome!



EMAIL

✉ name@company.com

← Back

Sign in with SSO